



Amplified Inductive Sensors Ø 18



AMPLIFIED INDUCTIVE SENSORS INCREASED RANGE 10÷30 V DC 2 WIRES NO-NC PROGRAMMABLE OUTPUT

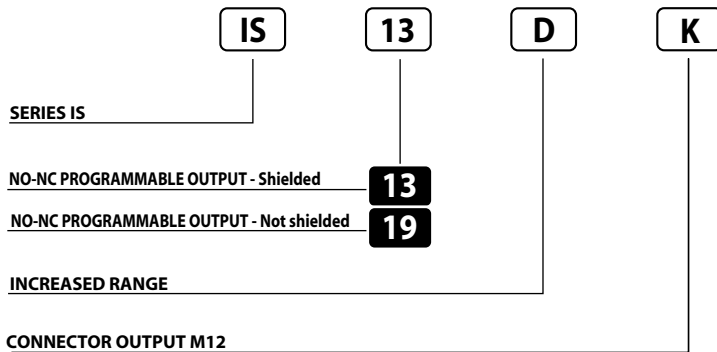
- Two-wire, amplified
- Increased range, shielded, not shielded
- 10 to 30 VDC
- Range, 8 mm to 14 mm
- NO or NC select
- M12 quick connect or integral cable
- Nickel plated brass

IS Series

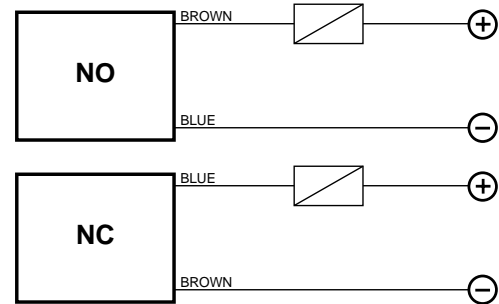
New



Identification code



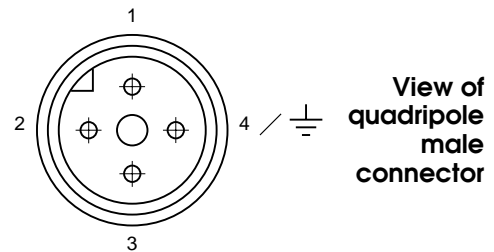
Wiring diagrams



WARNING: The load can be indifferently connected in series to the blue wire or to the brown wire to simulate NPN or PNP functioning logic.

| | SHIELDED | NOT SHIELDED |
|--|---|--------------|
| NOMINAL SWITCHING DISTANCE (S _n) | 8 mm | 14 mm |
| NOMINAL VOLTAGE | 10 ÷ 30 VDC (-15 / +10%) | |
| RESIDUAL RIPPLE | ≤ 10% | |
| HYSTERESIS | < 10% | |
| MAX. OUTPUT CURRENT | 100 mA | |
| MIN. OUTPUT CURRENT | > 1,6 mA | |
| RESIDUAL CURRENT | < 1,6 mA | |
| VOLTAGE DROP | < 6,5 V (I = 100 mA) | |
| OPERATION LED | Yellow | |
| SWITCHING FREQUENCY | 400 Hz | |
| START UP DELAY | ≤ 50 mS | |
| REPEATABILITY | ≤ 3% | |
| SHORT CIRCUIT PROTECTION | Present (self-resetting) | |
| ELECTRIC PROTECTIONS | Against polarity reversal - inductive loads | |
| TEMPERATURE LIMITS | - 25 ÷ +70 °C | |
| PROTECTION DEGREE | IP 67 | |
| CABLE LENGTH | 2 m | |
| CABLE SECTION | 2 x 0.25 mm ² | |
| HOUSING MATERIAL | Nickel-plated brass | |
| WEIGHT - Cable output - | 145 g | |
| WEIGHT - K connector output - | 95 g | |

Connection with connector M12 (K)



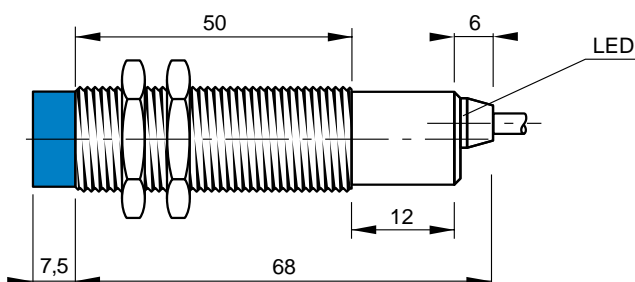
CONTACTS CONFIGURATION

| Available | Contacts numbers | | | |
|-----------|------------------|---|---|---|
| | 1 | 2 | 3 | 4 |
| NO | + | | - | |
| NC | - | | + | |

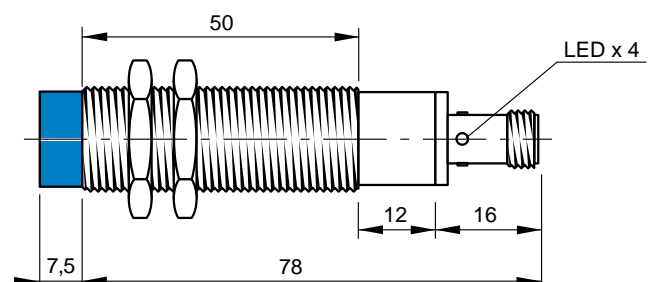
NOTE: The K plug is compatible with the following connectors VAUDEHA, BINDER, HIRSCHMANN, LUMBERG, AMPHENOL-TUCHEL.

Dimensions (mm)

CONFIGURATION WITH CABLE



CONFIGURATION WITH CONNECTOR K



Note: The front part in blue refers to not shielded models

INCREASED RANGE