

Amplified Inductive Sensors Ø 18

AMPLIFIED INDUCTIVE SENSORS 10÷30 V DC 3 WIRES NPN OR PNP OUTPUT

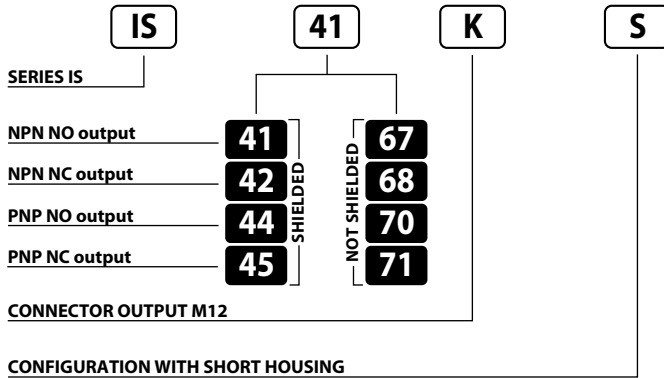


- Three-wire, amplified, sensors
- Short housing models
- M12 quick connect models
- Operation LED

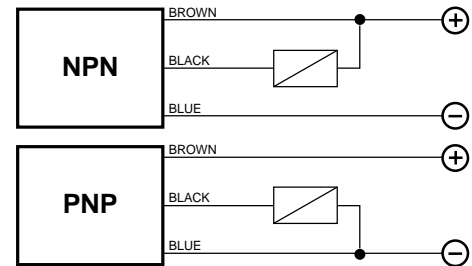
IS Series



Identification code

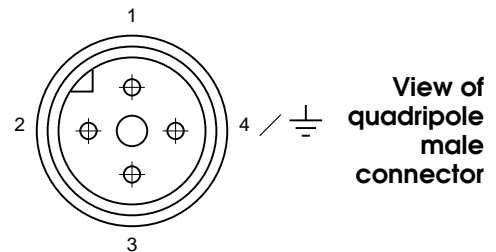


Wiring diagrams



	SHIELDED	NOT SHIELDED
NOMINAL SWITCHING DISTANCE (S _n)	5 mm	8 mm
NOMINAL VOLTAGE	10 ÷ 30 VDC (-15 / +10%)	
RESIDUAL RIPPLE	≤ 10%	
HYSTERESIS	< 10%	
MAX. OUTPUT CURRENT	200 mA	
RESIDUAL CURRENT	< 10 mA	
VOLTAGE DROP	< 1.8 V (I = 100 mA)	
OPERATION LED	Yellow	
SWITCHING FREQUENCY	1000 Hz	
START UP DELAY	≤ 50 mS	
REPEATABILITY	≤ 3%	
SHORT CIRCUIT PROTECTION	Present (self-resetting)	
ELECTRIC PROTECTIONS	Against polarity reversal - inductive loads	
TEMPERATURE LIMITS	- 25 ÷ +60 °C	
PROTECTION DEGREE	IP 67	
CABLE LENGTH	2 m	
CABLE SECTION	3 x 0,25 mm ²	
HOUSING MATERIAL	Nickel-plated brass	
WEIGHT - Cable output -	145 g	
WEIGHT - K1 connector output -	-	
WEIGHT - K connector output -	95 g	

Connection with connector M12 (K)



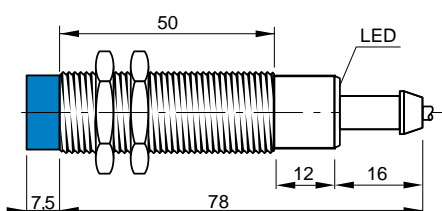
CONTACTS CONFIGURATION

Available	Contacts numbers			
	1	2	3	4
NO or NC	+		-	NO/NC

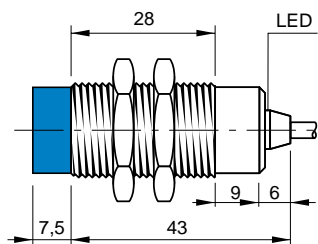
NOTE: The K plug is compatible with the following connectors VAUDEHA, BINDER, HIRSCHMANN, LUMBERG, AMPHENOL-TUCHEL.

Dimensions (mm)

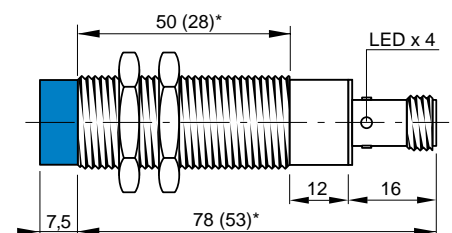
CONFIGURATION WITH CABLE



SHORT HOUSING



CONNECTOR K



(*) The dimensions into brackets refer to short housing models
Note: the front part in blue refers 40 mt shielded models