



Inductive Sensors Ø 30



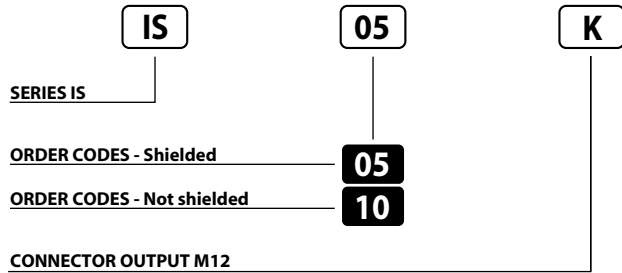
INDUCTIVE SENSORS CONFORMING TO NAMUR RULES

- Two-wire sensors
- 5-24 VAC/VDC input
- Nickel plated brass
- Shielded versions up to 10 mm
- Not shielded versions up to 15 mm

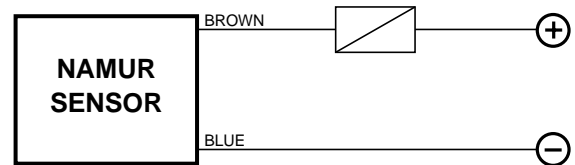
IS Series



Identification code

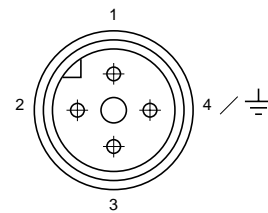


Wiring diagrams



	SHIELDED	NOT SHIELDED
NOMINAL SWITCHING DISTANCE (Sn)	10 mm	15 mm
NOMINAL VOLTAGE (Load resistance 1 K)	7.7 ÷ 9 V DC	
DC SUPPLY VOLTAGE	5 ÷ 24 V DC	
RESIDUAL RIPPLE	≤ 10%	
HYSTERESIS	≤ 10%	
OUTPUT CURRENT (Metal present)	≤ 1 mA	
OUTPUT CURRENT (Metal absent)	≤ 3 mA	
SWITCHING FREQUENCY	500 Hz	
REPEATABILITY	≤ 3%	
TEMPERATURE LIMITS	-25 ÷ +60 °C	
PROTECTION DEGREE	IP 67	
CABLE LENGTH	2 m	
CABLE SECTION	2 x 0.25 mm ²	
HOUSING MATERIAL	Nickel-plated brass	
WEIGHT - Cable output -	210 g	
WEIGHT - K1 connector output -	-	
WEIGHT - K connector output -	170 g	

Connection with connector M12 (K)



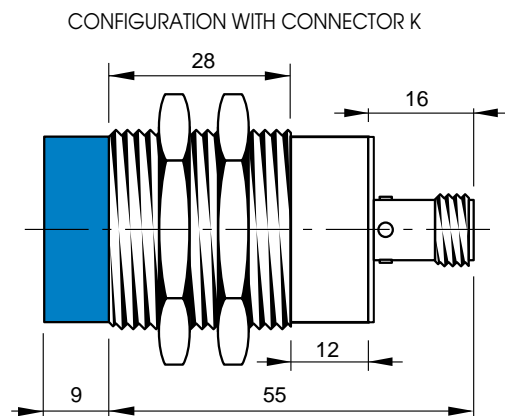
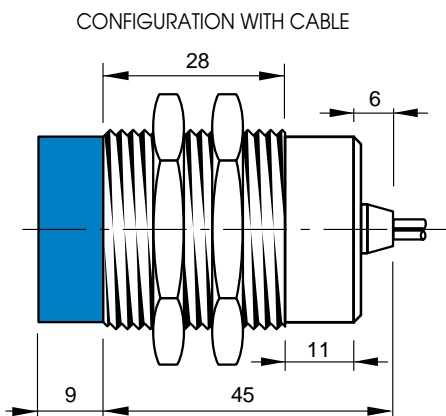
View of quadrupole male connector

CONTACTS CONFIGURATION

Available	Contacts numbers			
	1	2	3	4
NAMUR	+		-	

NOTE: The K plug is compatible with the following connectors VAUDEHA, BINDER, HIRSCHMANN, LUMBERG and AMPHENOL-TUCHEL.

Dimensions (mm)



Note: the front part in blue refers to not shielded models